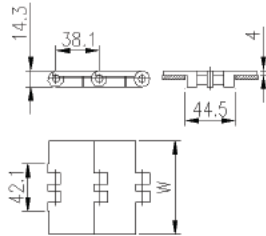



PLASTIC FLAT TOP CHAINS

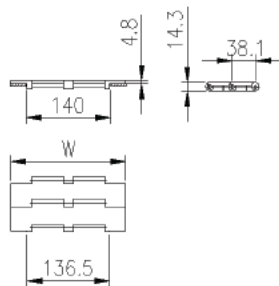

LF820 PLASTIC STRAIGHT RUNNING CHAINS SINGLE HINGE



Code	Width	Weight	Backflex Radius	Working Load
	mm	kg/m	mm	N
LF820-K325	82.6	0.82	50	2000
LF820-K350	88.9	0.87	50	
LF820-K400	101.6	0.95	50	
LF820-K450	114.3	1.00	50	
LF820-K600	152.4	1.20	50	
LF820-K750	190.5	1.44	50	

Plate mat.:POM/PP
 Pin mat.:stainless steel
 Max.speed:
 80m/min lubrication
 50m/min dry
 Max.length:12m
 Color:white/brown
 Packing unit:10ft(80links)

LF821 PLASTIC STRAIGHT RUNNING CHAINS DOUBLE HINGE



Code	Width	Weight	Backflex Radius	Working Load
	mm	kg/m	mm	N
LF821-K750	190.5	2.48	50	3000
LF821-K1000	254.0	2.82	50	
LF821-K1200	304.8	3.12	50	

Plate mat.:POM/PP
 Pin mat.:stainless steel
 Max.speed:
 80m/min lubrication
 50m/min dry
 Max.length:15m
 Color:white/brown
 Packing unit:10ft(80links)